



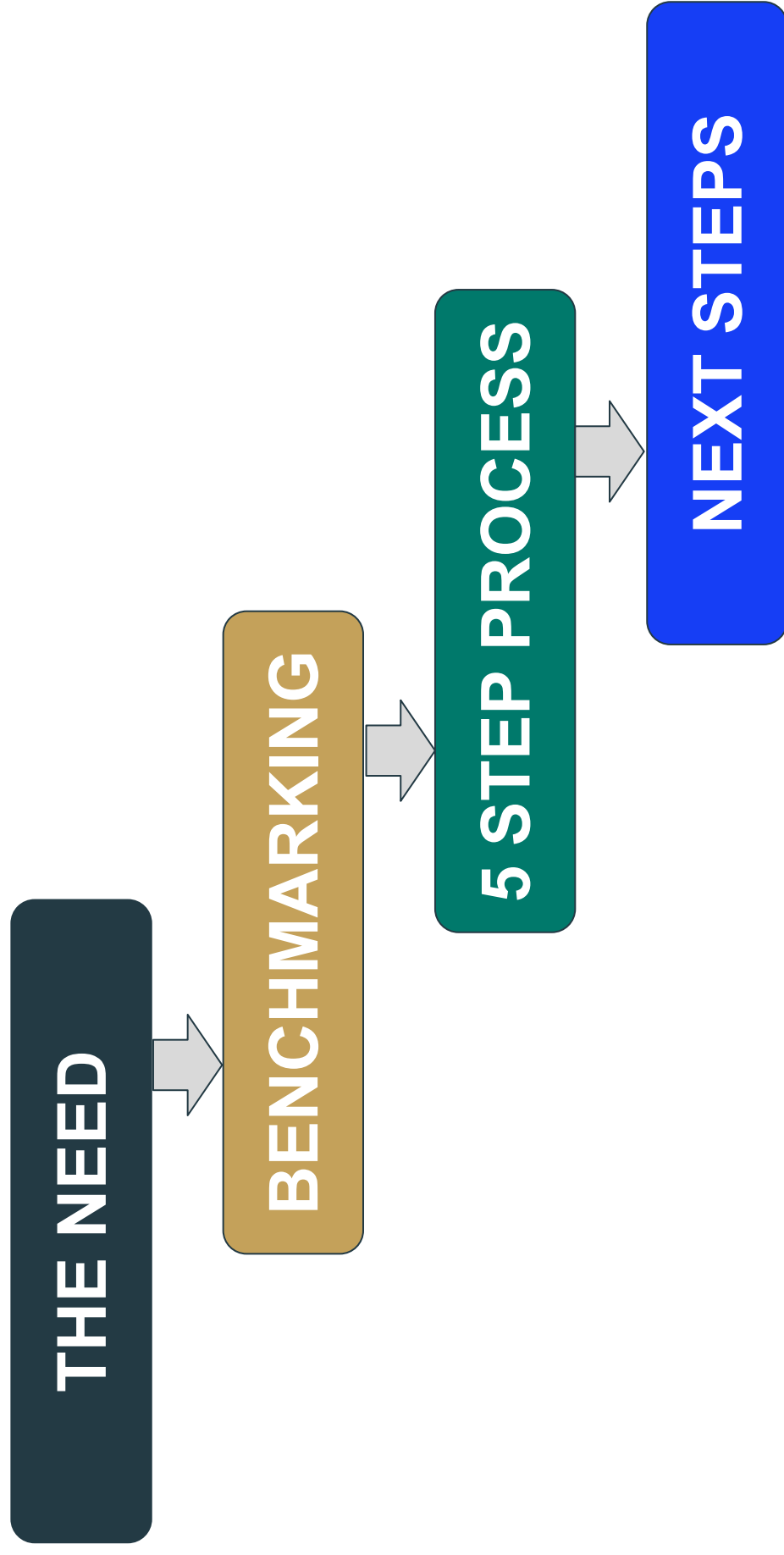
**Playpark  
Action  
Rothamsted  
Committee**

**Donate at [ParkAid.org](https://www.ParkAid.org)**

Charity number 1179147

**STRATEGY DOCUMENT 2018-2019**

# AGENDA



# The Need



“An old-fashioned and outdated Playpark”



# Benchmarking & Learning

- Redbourn play area
- Oakley road play area
- Verulam play area
- Parva close play area



# 6 Step Process - Step 1



## Creation of team & charity

- I. Overwhelming interest on Facebook and Harpenden Town council advertising.
- II. Formed team of local activists in 2018.
- III. Roles assigned:  
Chair(s)/Secretary/Treasurer/Chief fundraiser/Social media & Marketing/Supporters
- IV. Bi-monthly meetings held
- V. Charity formed Playpark Action Rothamsted Committee (PARC), no. 1179147
- VI. We have ongoing support from SADC



# 6 Step Process - Step 2



## Harpenden residents questionnaire

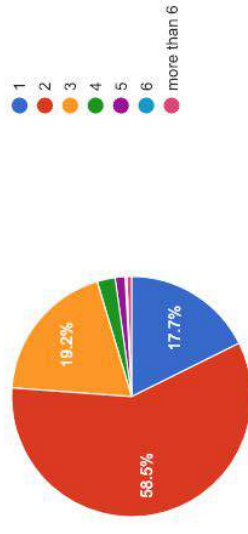
- I. Questionnaire delivered via school newsletters to parents, facebook site and homes leaflets in August 2018.
- II. Also advertised through Town Council and local businesses

## RESULTS

- Approx 500 responses with key info such as what play equipment residents want and what their concerns were for the park.
- Also gave residents opportunity to join the core team. We had another dozen people interested.

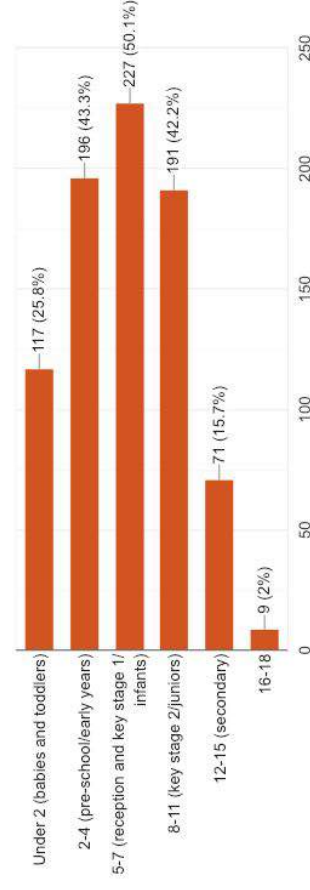
How many children do you usually have responsibility for?

453 responses



What are the ages of the children you have responsibility for?

453 responses





# 6 Step Process - Step 2



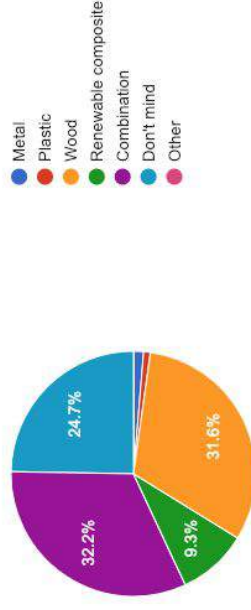
What type of physical play equipment do the children enjoy?

453 responses



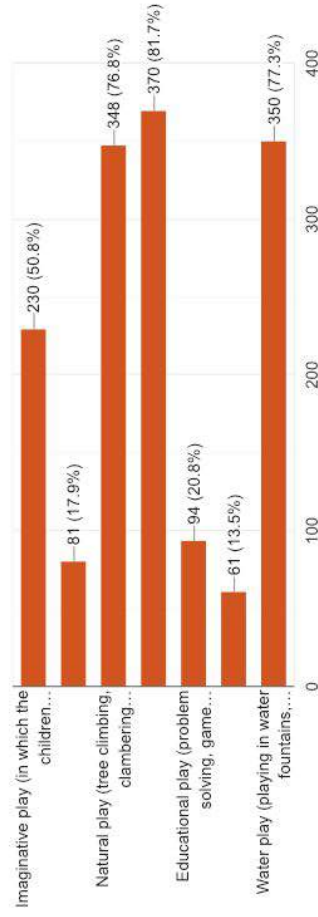
What material do you think that the new play equipment should be made from?

453 responses



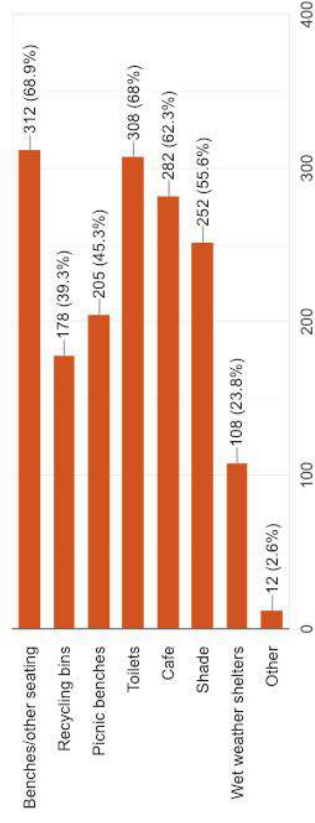
What type of play do the children enjoy?

453 responses



What other (non-play) facilities do you think the new Rothamsted playground would benefit from?

453 responses



## 6 Step Process - Step 3

### Consult with play area companies

- We used the questionnaire feedback and input from play areas that PARC team members visited to be given to half a dozen play area companies by SADC.
- We created a vision document and outlined the area that the new playpark would cover.
- We agreed initial budget with the companies and received a couple of play area schemes from them, each one meeting the agreed budget.



**Design for Play:**  
A guide to creating successful play spaces

Aileen Shackell, Nicola Butler, Phil Doyle and David Ball





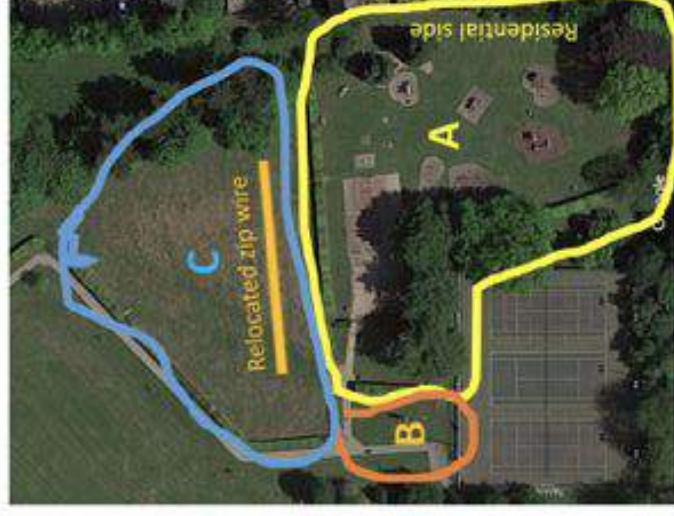
## 6 Step Process - Step 3



### Play area companies brief

The current Rothamsted Park play area equipment is very old, in poor condition, and is near to the end of its life. PARC aim to help raise sufficient funds to create a Flagship new play area, working closely with St Albans City and District Council. The new Flagship play area should be a place where families would like to spend more time. The fund-raising webpage for PARC is [www.parkaid.org](http://www.parkaid.org)

The Rothamsted park play area currently comprises a fenced in play area with play equipment in it and an adjoining area with a basket swing located on it. These two areas are shown as areas A and B respectively on the plan view below. These two areas combined have an area of roughly 3134 square metres.



**Area A** is the current fenced in play area which has multiple items of play equipment within it. One side of Area A is on the same side as residential properties so no large piece of play equipment should be located along this side.

**Area B** currently adjoins Area A and has a single large basket swing located on it, which should be retained.

#### Combining areas A and B

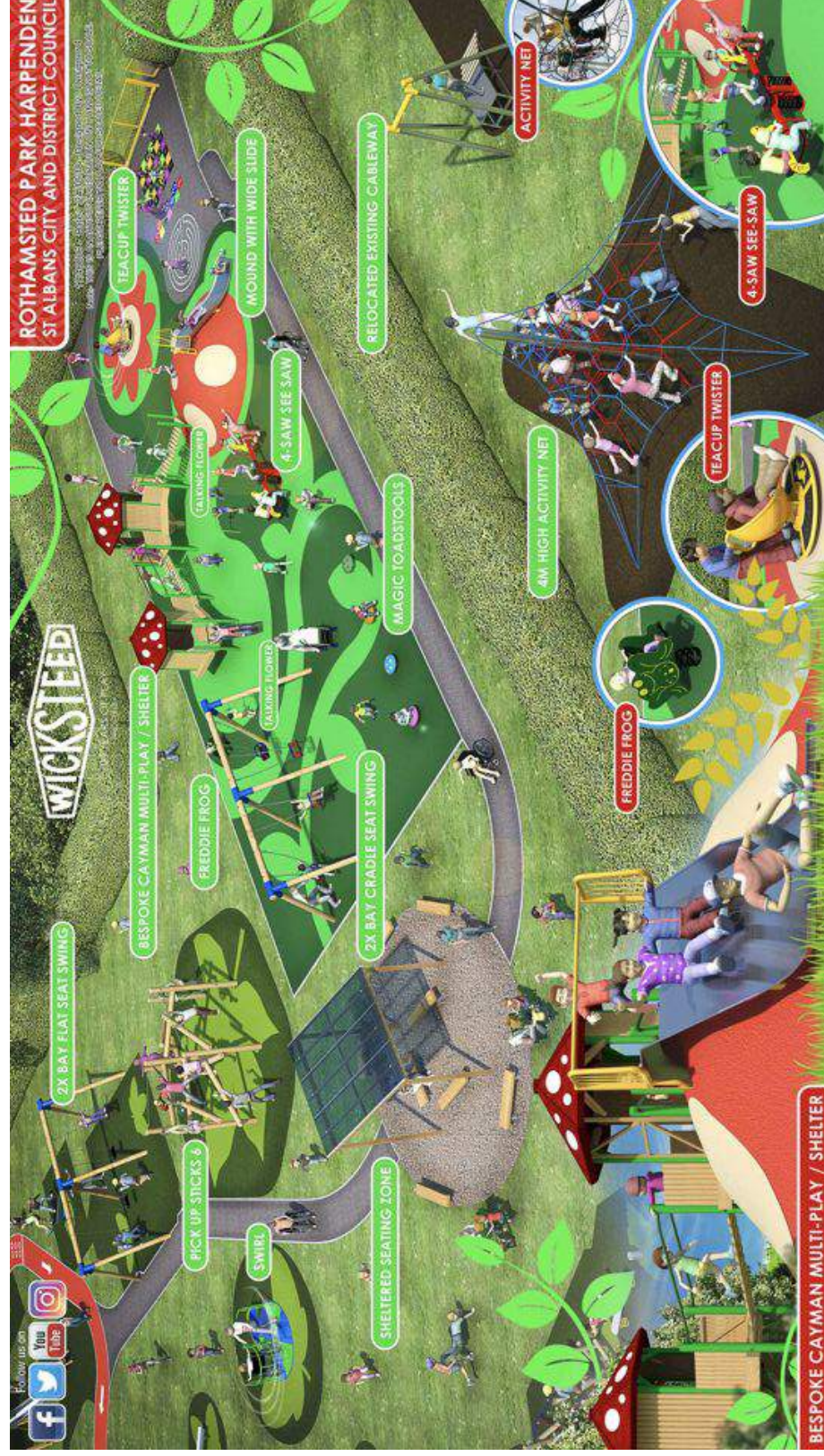
The present entrance gates & fencing in Area A should be extended to combine areas A and B into one fenced in area with an entrance gate.

**Area C** is currently not used. The current zip wire should be relocated into area C. The relocated zip wire should be parallel with and near to the hedge bordering area A. One or two pieces of additional teenage equipment should be included in this area.



# 6 Step Process - Step 3

## Example play area company proposal






## 6 Step Process - Step 4

### Consult public and modify to feedback

In December 2018 we revealed two play area schemes to the public at the Christmas carnival.

Residents were asked to Harpenden for their favourite scheme. Hundreds of people (especially children) voted.

We also gathered additional information from residents about what was missing and what more they would like to see so that we could amend the scheme



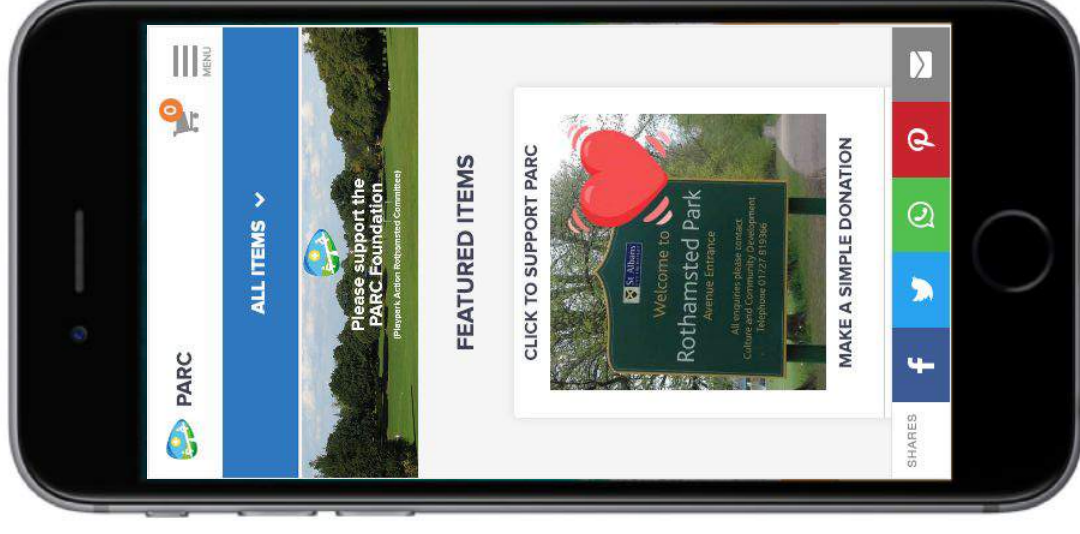


## 6 Step Process - Step 5

### Fundraising

This will be a fantastic opportunity to get involved with a community project. We have already secured:

- St Albans council option through S106 monies collected from housing schemes locally
- Local businesses
- Buy a brick (like the scheme being used effectively at Roundwood for the 3G pitch)
- Harpenden Town Council



## NEXT STEPS



**What we need to make this a reality?....**